

# long beach

---

Nightstand  
1 Drawer



# long beach

## Nightstand 1 Drawer

Refreshing as the sea air its name represents, the streamlined Long Beach Collection's dual-toned look is the perfect match for any décor. Long Beach features chamfered side frames and front overlay design; extended tops provide additional space. The distinctive leg design has stylish dimensional appeal.



Model: LBNS10  
21.25W 19.25D 25H

### Features



#### Durable Finish

Kwalu's proprietary finish doesn't have any of the drawbacks of wood. The finish is moisture impervious, easy to clean and maintenance-free.




#### Waterfall Edging on Top

Waterfall edging creates continuous smooth surface for easy cleaning.




#### Drawers

Are constructed with both dowel and mechanical fasteners for additional strength. 100lb static and dynamic load Euro Drawer Slides allow for easy opening and closing.



#### Hardware

Choose from dozens of hardware styles, including ADA compliant options.



#### Optional Top Drawer Lock

A top drawer lock is available and is optional.



#### Other Bedside Styles

Long Beach bedside styles include a 1 drawer, 1 door version and 1, 3 and 4 drawer versions.

### Statement of Line



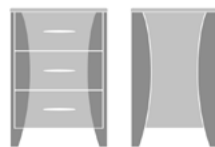
**LBBS11L**

21.25W 19.25D 30H



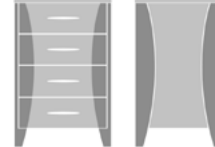
**LBBS11R**

21.25W 19.25D 30H



**LBBS30**

21.25W 19.25D 30H



**LBBS40**

21.25W 19.25D 32H



**LBNS10**

21.25W 19.25D 25H

**kwalu** | Furnishing the Future™

6160 Peachtree Dunwoody Rd. Building C, Atlanta, GA 30328

1-877-MY-KWALU [kwalu.com](http://kwalu.com)

