

valverde

Lounge



kwalu. | Furnishing the Future™

valverde

Lounge

Kwalu's Valverde Lounge collection chair and love seat are elegant seating options. This collection features tapered legs and a high cushioned squared back framed in decorative nail head trim. All nail head trim is standard on the Valverde and can be found on the base as well. Piping is also standard on the base, removable seat and the scalloped arms. The standard metal decorative back insert ensures this collection looks spectacular from all angles.



Model: VLV11
28.5W 32D 40H 22.5SW 20SD 19.5SH 25AH

Features



Durable Finish

Kwalu's solid surface (1/8" thick) proprietary finish doesn't have any of the drawbacks of wood. The frames are moisture impervious, graffiti-resistant, easy to clean and maintenance-free.



Steel Reinforced

Our patented steel-reinforced joint system uses over 20 pieces of steel in most Kwalu chairs. Stop ongoing and costly furniture replacement.



Number of Seats

Choose from 2 seat styles – lounge chair and love seat.



Removable Seat Deck

Removable seat deck prevents buildup of debris and provides for easy maintenance.



Optional Back Insert


Available with or without optional Diamond Back insert.



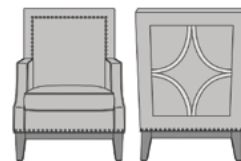
10 Year Warranty

We offer a 10 Year Performance Warranty on both construction and finish, so the product is guaranteed to stay looking like new for 10 years.

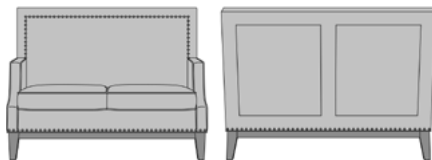
Statement of Line




VLV10
28.5W 32D 40H
25AH



VLV11
28.5W 32D 40H
25AH



VLV20
52.5W 32D 40H
25AH



VLV21
52.5W 32D 40H
25AH

kwalu | Furnishing the Future™

6160 Peachtree Dunwoody Rd. Building C, Atlanta, GA 30328

1-877-MY-KWALU kwalu.com

